

How to Register Children with Gunstock

USE THE LINK!

The link your coordinator provided allows you to purchase Outreach Products under your local group.

ATTENTION:
Your Products will be refunded if your child's registration is not approved by your local Coordinator

STOP!

Do Not Log in As Your Child

STOP!

SIGN IN WITH USERNAME

If you already have an account, sign in using your USERNAME.

If you have forgotten your USERNAME or PASSWORD, please use the tools for retrieving them located at the bottom right of the Returning Customer Box.

If you do not have an existing account, please skip down to **Register As New Customer** to follow the instructions on how to create a new account.

RETURNING CUSTOMER

USERNAME:

dsleeper@gunstock.com

PASSWORD:

.....

Remember me?

[Forgot username?](#)

[Forgot password?](#)

LOG IN

SIGN IN OR REGISTER USING RFID CODE

If you have an RFID Card, use it to sign in or create your account. **Do not use your child's RFID Card #.**

Scroll to the bottom of the Sign in Page. Click on RFID Code.

Simply type in your RFID Code and click on the Search button.

Make sure all Fields are complete under "YOUR PERSONAL DETAILS" located just below the RFID Code box.

ABOUT LOGIN / REGISTRATION

To improve your guest experience, we create new customer profiles and issue personalized cards with most ticket & pass purchases. If you have a card from a prior visit, please enter the RFID code to locate your account and to avoid making a duplicate profile. Thank you!



REGISTER AS NEW CUSTOMER



To create an account, click on the New Customer Box on the left side of the Sign In page.

Complete all the fields under "YOUR PERSONAL DETAILS".

***Every child MUST be linked to a parent/guardian account, so you must create your own account.**

DO NOT use your child's information to create a new account! If your child does not have an account, it will automatically be created when you begin the purchase process for the Outreach Products.

REGISTER

RFID CODE

HAVE AN RFID CARD? ENTER YOUR RFID CODE (IT BEGINS WITH GSM OR GSW) & PRESS THE SEARCH ICON
*** YOU MUST PRESS SEARCH ***

IF YOU ARE MAKING A PURCHASE FOR YOUR CHILD, BE SURE TO ENTER YOUR INFORMATION. YOU'LL BE ABLE TO ADD YOUR CHILD AS AN ASSOCIATE OR PARTICIPANT LATER:

YOUR PERSONAL DETAILS (HEAD OF HOUSEHOLD) *

GENDER:

Male Female

FIRST NAME:

LAST NAME:

DATE OF BIRTH:

Month Day Year

mm dd yyyy


EMAIL:

USERNAME:

VIEW GROUP PRODUCTS

On the next screen, click the "VIEW GROUP PRODUCTS" Button.

Please be patient after clicking this button, as the next screen can take some time to load.



SELECT A PASS

Each Outreach participant can choose between a Midweek pass or an unrestricted Prime pass. Click on the pass of your choice.

On the pass page, click on your child's name in the "PARTY MEMBER" drop-down.

If your child's name is not on the list, click "Add New Party Member..." (see instructions below on how to Add A New Party Member).

***Please be sure to click on your group name in the "OUTREACH GROUP SELECTION REQUIRED" drop-down.**

Complete All fields on the Pass Product Page.

Remember: your child's Outreach pass can be used all season long!



ACTON ACADEMY - PRIME

This Outreach Winter Prime Pass is both a season pass and 4 scheduled program days. Select this product to have a pass that is valid every day of the winter season with no blackout dates, and incredible perks.

ADD TO CART



ACTON ACADEMY - MIDWEEK

This Outreach Midweek Pass is both a season pass and 4 scheduled program days. Ski and ride Monday-Friday with discounts for weekend and holiday tickets. Blackout Dates apply: 12/25/23 - 12/29/23, 1/1/24, 1/15/24, and

ADD TO CART



PARTICIPANT *

-- Select Participant --



EXCURSION

Please make your selection



ADD NEW PARTY MEMBER

If your child has **never** visited Gunstock, click the “I Don’t Have a Pass” button and type in the required information to create a record for your child.

If your child has skied or snowboarded at Gunstock in the past few years, they already have a guest record.

- If you have a Gunstock RFID card with your child’s name on it, use the code on the card to look up your child.

Be sure to select the appropriate relationship in the drop-down selection (usually “Child”).

The screenshot shows the 'PARTY MEMBERS' page with the Gunstock logo. It includes instructions: 'If they already have an RFID card, you can add a Party Member by searching for their RFID code.' Below this is an image of a blue RFID card with 'gunstock' and 'CHASE YOUR PATH' text, and fields for 'YOUR NAME HERE' and 'XXXXXXXXXX'. A URL 'RELOAD TO SAVE @ GUNSTOCK.COM/RELOAD' is at the bottom of the card image. Below the card image, it says: 'By using their RFID code, their purchase will be loaded onto their pass and they can enjoy direct to lift access.' There is a search bar labeled 'ENTER YOUR RFID CODE HERE TO FIND YOUR DETAILS' with 'RFID code' entered. Below the search bar, it says: 'If the party member already has an RFID card, enter the RFID code above to search for their record in our system. If it is an older card with a WTR#, enter the full code including dashes (A123456B-C7D-8E9). If this is a new person, click on "I don't have a pass" below to enter their information.' At the bottom are two buttons: 'I DON'T HAVE A PASS' and 'CANCEL'.

The screenshot shows the 'PARTY MEMBERS' page with the Gunstock logo. It includes instructions: 'Add a Party Member by entering their personal details. If they already have a Gunstock RFID card, click on "I have a pass".' Below this are several input fields: 'FIRST NAME' and 'LAST NAME' (both with asterisks), 'EMAIL', 'DATE OF BIRTH' (with sub-fields for 'Month', 'Day', and 'Year'), and 'RELATIONSHIP' (a drop-down menu with a plus sign and the text '-- Select Relationship --'). At the bottom are three buttons: 'I HAVE A PASS', 'CANCEL', and 'CONTINUE'.

ADD LESSON

You must Choose One even if your child is NOT signing up for lessons.

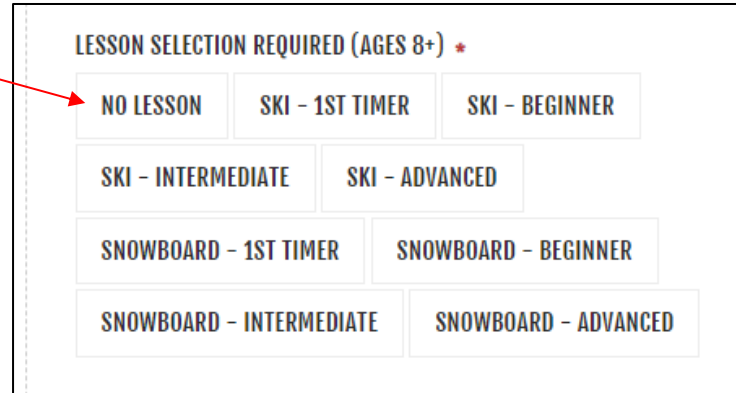
*If your child will not be 8 years old by 12/31/23, you must choose No Lesson.

Please refer to the Ski & Ride Ability Chart included in the Outreach Program Student & Family Guide for help making a selection.

You will not be able to checkout without making a selection under lessons and rentals.

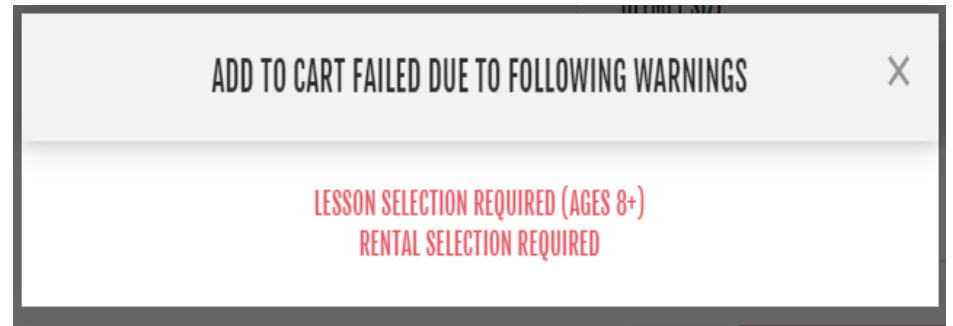
LESSON SELECTION REQUIRED (AGES 8+) *

NO LESSON	SKI - 1ST TIMER	SKI - BEGINNER
SKI - INTERMEDIATE	SKI - ADVANCED	
SNOWBOARD - 1ST TIMER	SNOWBOARD - BEGINNER	
SNOWBOARD - INTERMEDIATE	SNOWBOARD - ADVANCED	



ADD TO CART FAILED DUE TO FOLLOWING WARNINGS

LESSON SELECTION REQUIRED (AGES 8+)
RENTAL SELECTION REQUIRED



ADD RENTAL

You must Choose One even if your child is NOT signing up for rentals.

Complete all rental information fields if your child needs rentals.

RENTAL SELECTION REQUIRED *

NO RENTAL SKI RENTAL PACKAGE

SNOWBOARD RENTAL PACKAGE

SKIER OR SNOWBOARDER
Please make your selection

ABILITY
Please make your selection

SHOE SIZE
Please make your selection

HEIGHT
Please make your selection

WEIGHT
Please make your selection

1 ADD TO CART

CHECK OUT & SIGN WAIVERS

Once you completed the Outreach Product selections for each child, click the "CHECKOUT" button.

The system will then ask you to confirm your billing address.

The next step is Waivers. You will not be able to check out until you have signed the Outreach Waiver. Click Read and Sign.

You must type your name here and type "I agree" here

Then click Confirm and complete checkout.

CART ADDRESS WAIVERS PAYMENT

WAIVERS

██████████ \$ OUTREACH 22/23
You must sign this

Email signed waivers when order is confirmed

Email pending waivers to participants when order is confirmed

READ AND SIGN NEXT

PARTICIPANT: ██████████

SIGNEE: ██████████

ENTER NAME
██████████

ENTER TEXT 'I AGREE' TO CONFIRM:
I AGREE

CLOSE PRINT CONFIRM

